

Miniature Fuse with Pigtail, 5.4 x 22.5 mm, Quick-Acting F, H, 250 VAC



IEC 60127-2 · 250VAC · Quick-Acting F



Description

- IEC Standard Fuse
- H = High Breaking Capacity (Ceramic Tube)

Standards

- IEC 60127-2/1
- UL 248-14
- CSA C22.2 no. 248.14

Approvals

- UL File Number: E41599

Applications

- Primary Protection on PCB


References

- [General Product Information](#)
- [Time-Current Curves see last page](#)
- [Packaging Details](#)

Weblinks


- [Approvals, RoHS, CHINA-RoHS, e-Store, SCHURTER-Stock-Check, Distributor-Stock-Check](#)

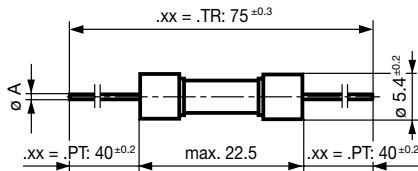
Technical Data

Rated Voltage	250VAC
Rated Current	0.5 - 16A
Breaking Capacity	500 A - 1500 A
Characteristic	Quick-Acting F
Admissible Ambient Air Temp.	-55 °C to 125 °C
Climatic Category	55/125/21 acc. to IEC 60068-1
Material: Tube	Ceramic
Material: Endcaps	Nickel-Plated Copper Alloy
Material: Axial Leads	Tin-Plated Copper
Unit Weight	1.67 g
Storage Conditions	0 °C to 60 °C, max. 70% r.h.
Product Marking	 , Current Rating, Voltage Rating, Characteristic, Breaking Capacity, Approvals

Soldering Methods	Wave, Iron
Solderability	235 °C / 2 sec acc. to IEC 60068-2-20, Test Ta, method 1
Resistance to Soldering Heat	260 °C / 5 sec acc. to IEC 60068-2-20, Test Tb, method 1A

Dimensions

Length  22.5 mm




- In ≤ 6.3 A: ØA = 0.65 mm
- 8 A ≤ In ≤ 12.5 A: ØA = 0.8 mm
- In ≥ 16 A: ØA = 1.0 mm

Pre-Arcing Time

Rated Current I _n	1.5 x I _n min.	2.1 x I _n max.	2.75 x I _n min.	2.75 x I _n max.	4.0 x I _n min.	4.0 x I _n max.	10.0 x I _n max.
0.5 A - 4 A	60 min	30 min	10 ms	2 s	3 ms	300 ms	20 ms
5 A - 6.3 A	60 min	30 min	10 ms	3 s	3 ms	300 ms	20 ms
8 A - 10 A	30 min	30 min	40 ms	20 s	10 ms	1 s	30 ms
12.5 A - 16 A I2.5	15 min	30 min	40 ms	20 s	10 ms	1 s	30 ms

Variants

[Distributor-Stock-Check](#) | [SCHURTER-Stock-Check](#) | [e-Store](#)

Rated Current [A]	Rated Voltage [VAC]	Breaking Capacity	Voltage Drop 1.0 I _n max. [mV]	Voltage Drop 1.0 I _n typ. [mV]	Power Dissipation 1.5 I _n max. [mW]	Power Dissipation 1.5 I _n typ. [mW]	Melting I ² t 10.0 I _n typ. [A ² s]	 US	Order Number
0.5	250	1)	1800	830	2500	2400	0.098	●	0001.1001.xx
0.63	250	1)	1500	800	2500	2400	0.207	●	0001.1002.xx
0.8	250	1)	1200	580	2500	2400	0.469	●	0001.1003.xx
1	250	1)	1000	600	2500	2500	0.75	●	0001.1004.xx
1.25	250	1)	800	270	4000	1000	0.538	●	0001.1005.xx
1.6	250	1)	600	350	4000	1600	0.755	●	0001.1006.xx
2	250	1)	500	260	4000	1600	2	●	0001.1007.xx
2.5	250	1)	400	260	4000	1900	3.28	●	0001.1008.xx
3.15	250	1)	350	210	4000	1900	6.78	●	0001.1009.xx
4	250	1)	300	200	4000	2400	12.6	●	0001.1010.xx
5	250	1)	250	160	4000	2400	30.8	●	0001.1011.xx
6.3	250	1)	200	150	4000	3200	36.7	●	0001.1012.xx
8	250	1)	200	140	4000	3900	81.9	●	0001.1013.xx
10	250	1)	200	130	4000	4700	141	●	0001.1014.xx
12.5	250	2)	-	110	-	6900	203	●	0001.1015.xx
16	250	2)	-	120	-	7400	461	●	0001.1016.xx

1) IEC: H = 1500 A @ 250 VAC, p.f. = 0.7 - 0.8

1) UL: 10 kA @ 125 VAC, p.f. = 0.7 - 0.8 / 1500 A @ 250 VAC, p.f. = 0.7 - 0.8

2) IEC: 1000 A @ 250 VAC

2) UL: 500 A @ 125 VAC, p.f. = 0.7 - 0.8 / 1000 A @ 125 VAC / 500 A @ 250 VAC

Packaging Unit

.xx = .PT Bulk (1000 pcs.)

.xx = .TR Taped 33 cm Reel (1000 pcs.)

Time-Current Curves

